

ALGEBRA

Write your
questions here!



$$2x - 5 + 3x$$

$$3x - 2 - 5x + 6$$

Combine Like Terms:

$$5c + 12f - 30 - 8c + 7 + 3f$$

$$5r - 8 + 12r - 20$$

$$8x - 12y + 6x + 4 + 8y$$

$$5s - 6s^2 + 4 - 3s^2 + s$$

Translate: twice the sum of a number and 2

Distributive Property:

1.

2. $3(5x + 2) + 2x + 4$

3. $8 - 3(2m - 5)$

Try it!

$3x + 2(4x - 8)$

$4 - 5(3w - 5)$

SUMMARY:

Now,
summarize
your notes
here!



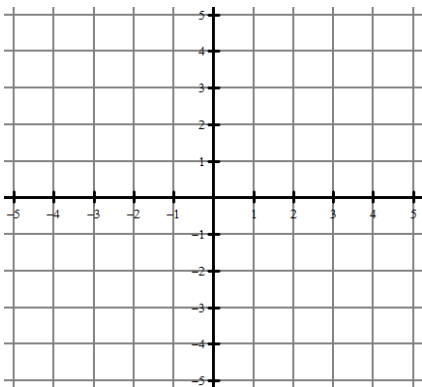
SKILLZ REVIEW

GRAPH

Plot the points:

1. A (4, -1)

2. B (-3, 0)



SIMPLIFY

3. $\frac{5-8}{-1-8}$

4. $\frac{4-(-1)}{10-0}$

ORDER OF OPERATIONS

5. $3(2)^2 + 2$

6. $12 - 4(3) + 1$

Simplify the expression by combining like terms.

1. $6y - 8 + 2y + 5$

2. $9 - 5a + 2 + a$

3. $6r + 2r + 4 - 5r + 1$

4. $3m + 2n + 5m - 10 + 7n$

5. $7 + 5w - 4 + 3w + 2$

6. $5 - 2.1s + 17s$

7. $\frac{1}{2}h + 5 + \frac{5}{2}h - 3$

8. $\frac{2}{3} + 4n - 9 - 2n$

Simplify the expression by using the distributive property.

9. $4(x + 3)$

10. $5(m + 5)$

11. $-8(p - 3)$

12. $(2r - 3)(2)$

13. $6.5(v + 1)$

14. $-2(3 + x)$

15. $\frac{1}{2}\left(\frac{1}{2}m - 4\right)$

16. $\frac{2}{3}(6n - 9)$

Simplify the expression using distributive property and combine like terms.

17. $6y + 2(y + 1)$

18. $2(4a - 1) + a$

19. $6r - 2(r + 4)$

20. $3(m + 5) - 10$

21. $7.2(w - 5) + 3w$

22. $(s - 3)(2) + 17s$

23. $\frac{1}{3}(2m + 6) - 10$

24. $\frac{1}{2} + 3\left(2u + \frac{1}{6}\right)$

Mr. Brust tried to simplify the following but a made a really common mistake in each problem. Help a math teacher out by circling his mistake, and then show the correct solution.

25. $8 + 2(3p + 1)$

$$\begin{array}{l} 10(3p+1) \\ 30p+10 \end{array}$$

26. $3d - 2(d - 4)$

$$\begin{array}{l} 3d - 2d - 8 \\ 1d - 8 \end{array}$$

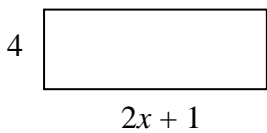
Simplify

1. $\frac{2}{5}(10m - 15)$

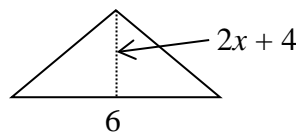
2. $3 + 2(b - 4)$

Simplify the following formulas. You will have x in your answer!3. The **Perimeter** of a rectangle is

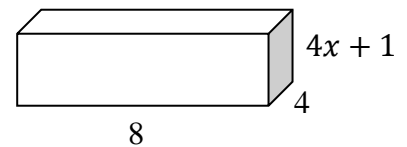
$$2b + 2h$$

when $b = 4$ and $h = (2x + 1)$ 4. The **Area** of a triangle is

$$\frac{1}{2}bh$$

when $b = 6$ and $h = (2x + 4)$ 5. **Surface Area** of rectangular solid is

$$ph + 2lw$$

when $p = 24$, $h = 4x + 1$, $l = 4$, and $w = 8$ 

6. Given the set of numbers in the domain below, use the function to find the range.

(You may want to simplify the function first!)

Domain $\left\{-2.5, -\frac{3}{4}, 0, 4\right\}$

Function $y = 4 - 2(4x - 5)$

Range $\left\{ \quad \quad \right\}$

7. The expression $2m - (8 - 4m) + 5$ is equivalent to which of the following expressions?

A) $6m + 13$

B) $-2m - 3$

C) $6m - 3$

D) $-2m + 13$

E) NONE